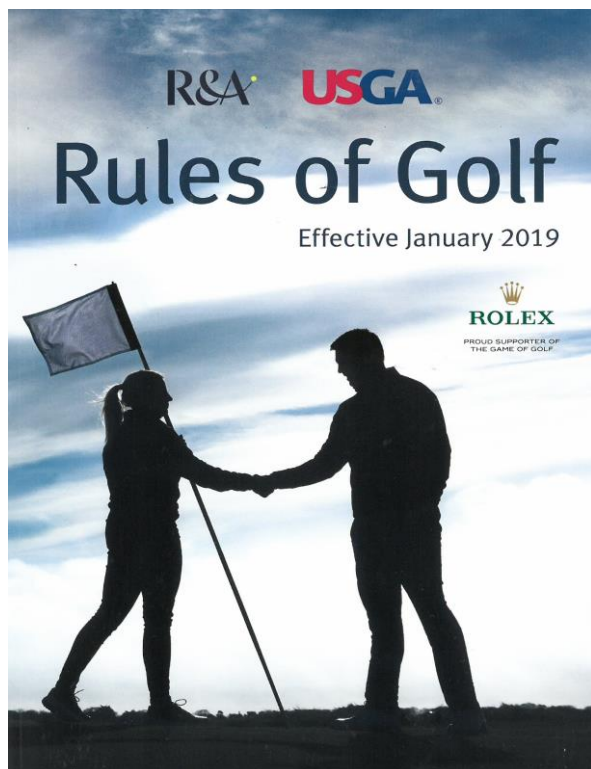




in association with
USGA



2021 Rules of Golf Workshops

**Presented by the CDGA in
association with the USGA**

The following material is meant to supplement the presentation. Included information is as follows:


- **Rules Reference Material**
- **Highlighted Changes from the 2019 Rules Changes**
- **Rules everyone should know**
- **Frequently used Model Local Rules**
- **Additional Infographics**
- **Sample Hard Cards from the USGA & CDGA**

Rules of Golf: At your fingertips



in association with
USGA

USGA.org is a great resource for all things Rules of Golf related
Check back often as new material is posted periodically.



Primary resource for players

- A shorter, more user friendly version of the Rules of Golf, written for you, the player
- Includes explanatory images and diagrams
- Available digitally and as pocket-size print publication



Primary resource for officials

- Full Version covering all the playing Rules
- Includes explanatory images and diagrams
- Available digitally and as large-size print publication



Supplementary resource for officials

- Replaces Decisions book and provides long-form guidance to assist with officiating and administration
- Includes the Rules of Golf, Interpretations, Committee Procedures, and Modified Rules of Golf for Players with Disabilities
- Available digitally and as pocket-size print publication



Full text of all publications are available for Android and iOS

Highlighted Rules Changes from 2019



in association with
USGA

Rules of Golf: Key Changes made in 2019

How to Drop a Ball

You will drop your ball from knee height into the relief area.




Leaving Flagstick in the Hole

If you make a stroke from on the green and your ball hits the flagstick in the hole, there will be no penalty.



Relaxed Rules in Penalty Area

You will be allowed to ground your club and move loose impediments in a penalty area (an expanded concept of water hazards that does not include bunkers).

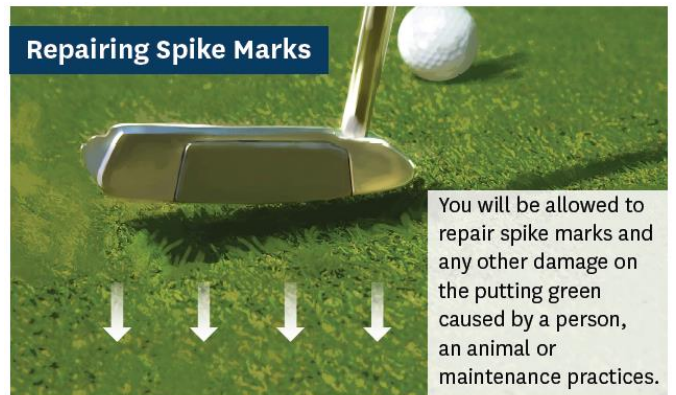


Time for Ball Search



Three minutes will be the maximum allotted time to search for a ball, rather than the current five minutes.

Repairing Spike Marks



You will be allowed to repair spike marks and any other damage on the putting green caused by a person, an animal or maintenance practices.



Highlighted Rules Changes from 2019



in association with
USGA

Rules of Golf: Changes from 2019 to encourage faster Pace of Play

40 seconds



A recommendation in the Rules that you make each stroke in 40 seconds or less.



Max Score



A new stroke-play format allowing the Committee to set a maximum score for a hole.



"Ready Golf"



Playing out of turn in stroke play to save time, also known as ready golf, is encouraged.



Rules of Golf: 2019 Change on a Double Hit Ball

NO PENALTY FOR DOUBLE HIT

New Rule

There is no penalty for accidentally hitting your ball twice during a stroke – just count one stroke and play the ball as it lies.



Rules of Golf: 2019 Change to Ball in motion accidentally deflected

Under Rule 11.1, for all accidental deflections, including when the ball hits the player or opponent or their equipment or caddies, there will be no penalty and the ball will be played as it lies.

2019 Rule

If a ball in motion is accidentally deflected by you or your equipment, there will be no penalty and the ball will be played from where it comes to rest.



Highlighted Rules Changes from 2019



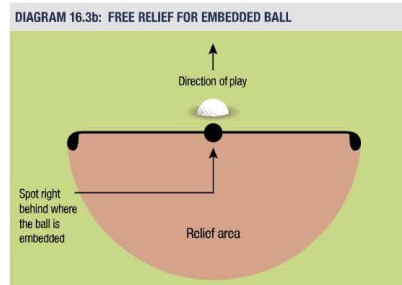
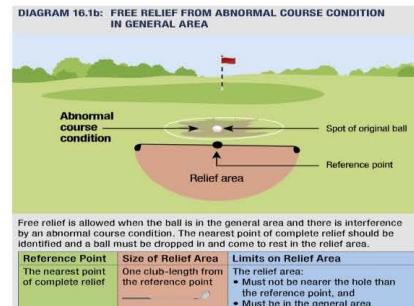
in association with
USGA



Important Changes to Rules of Golf for 2019

These changes are explained in more detail in the Rules Home page located within The USGA website at www.usga.org

- Drop the ball straight down from knee height (NOT shoulder height).
- Measure the area to drop in with the longest club in your bag (except putter). The longest club in your bag will be used in all instances to determine your relief area. The relief area is the area the player must drop a ball when taking relief under a Rule.
- Once dropped, the ball must land in and come to rest in the relief area.
- When dropping back-on-the-line, your ball cannot be played from nearer the hole than your chosen reference point.
- Time to search now 3 minutes (NOT 5 minutes).
- No penalty if you accidentally move your ball when searching for it, replace it without penalty. Do not drop.
- No penalty for a double hit – it only counts as one stroke.
- No penalty if your ball hits you or your equipment accidentally after a stroke.
- No penalty if your ball strikes the flagstick when you have chosen to leave it in the hole. Putting with the flagstick in the hole is now permitted.
- With an embedded ball you get free relief when your ball is embedded on the fairway or in the rough.
- Spike marks and other damage on the putting green can be repaired.
- Ball accidentally moved on the putting green – no penalty and replace.
- Ball moves on the putting green after being marked – replace it back on that marked spot every time – no penalty.
- Penalty areas replace water hazards. You can move loose impediments, ground your club and take practice swings in penalty areas – no penalty.
- In bunkers you can remove loose impediments. Touching the sand incidentally is permitted.
- In a bunker you still cannot touch the sand with your club behind or in front of your ball, when making a practice swing, or when making your backswing.
- Unplayable ball in bunker – as an additional option you may drop outside the bunker for 2 penalty strokes.
- You cannot have your caddy or your partner deliberately standing behind you once you begin taking your stance.
- Setting down your club to align your stance is not permitted.
- No matter how a club is damaged, even by abusing it, keep using the club for the rest of the round. No replacement of damaged clubs unless damage caused by outside influence or natural forces.
- Pace of Play – it is recommended that you take no longer than 40 seconds to make a stroke. The player should usually be able to play more quickly than that and is encouraged to do so.



Highlighted Rules Changes from 2019



in association with
USGA

15 RULES EVERY GOLFER SHOULD KNOW

The USGA and The R&A Rules of Golf, effective January 1, 2019.

BALL MOVED

1 Ball Moved During Search

- If you move any player's ball (even your own) while searching for it, there is **no penalty, just replace the ball.**



2 Ball Moved on Putting Green

- If you accidentally move any player's ball (even your own) on the putting green, there is **no penalty, just replace the ball.**
- Once you have lifted and replaced your ball on the putting green, your ball **owns** that spot. If it then moves, you will always replace your ball no matter what caused the movement, including wind or gravity.



PUTTING GREEN

3 Repairing Damage

- You can repair **almost any damage** on the putting green, including:
 - Spike marks
 - Animal damage
 - Any damage from a person or a ball



4 Touching Line of Play

- You are **allowed to touch your line of play** for any reason (including on the putting green).



5 Flagstick

- If your ball hits an unattended flagstick in the hole, there is **no penalty.**



BUNKERS AND PENALTY AREAS

6 Relaxed Restrictions in Bunkers

- You can **touch or move** loose impediments in a bunker, but be careful you don't move your ball when doing so or you'll get one penalty stroke.



- You **cannot touch** the sand with your club next to your ball, or during the backswing for your stroke.
- You also **cannot touch** the sand anywhere to test its condition or when making a practice swing.

7 Actions Allowed in Penalty Areas

- You are **allowed to:**
 - Ground your club
 - Take practice swings
 - Take penalty area relief
 - Touch water
 - Remove loose impediments



TAKING RELIEF

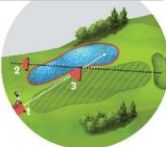
8 Dropping and Measuring Relief Area

- Drop your ball from **knee height** so that it lands in and comes to rest in the relief area.
- Your relief area is **either one or two club-lengths**, measured from the reference point (based on the Rule you are taking relief under).
- Measure club-lengths using the **longest club in your bag** other than your putter.



9 Penalty Area Relief

- For one penalty stroke, you have **two relief options** from a yellow penalty area and **three relief options** from a red penalty area.
 - Stroke-and-Distance (red or yellow)**
Play from the relief area based on where your previous stroke was made.
 - Back-On-the-Line (red or yellow)**
Drop a ball within one club-length to either side of a straight line from the hole through the point where your ball last crossed the edge of the penalty area, going back as far as you'd like.
 - Lateral Relief (red only)**
Drop a ball within a two club-length relief area measured from where your ball last crossed the edge of the penalty area, and no closer to the hole than that point.



10 Changing Balls Allowed When Taking Relief

- You can use your **original ball or another ball** when taking either free relief or penalty relief.



PLAYING A BALL

11 Accidental Deflections

- There is **no penalty** if your ball in motion is accidentally deflected, including by:
 - You
 - Your equipment
 - Your partner
 - Your caddie
 - A double hit



- Generally, your ball will be played from **where it comes to rest.**



12 Search Time

- You have **three minutes** to find your ball before it is lost.



13 Help with Alignment

- Your caddie or partner is **not allowed** to stand on or close to a line behind your ball while you are taking your stance and until your stroke is made.
- If you begin taking your stance with your caddie or partner behind your ball, you can **back away and start over** without penalty.



EQUIPMENT

14 Club Damage

- You **cannot replace** any club that you damage during the round.
- Check to see if **Model Local Rule G-9** is in effect, which would allow you to replace a broken or significantly damaged club.



15 Yardage Books

- There are **limits on the size and scale** of green-reading materials that you are allowed to use.
- This **applies to all materials**, including yardage books, but only when you use them to read the green when you're playing from it, or when using a putter from anywhere else.
- If you have questions, you should **ask the Committee** prior to your round.



Order your copy of the Player's Edition of the Rules of Golf
usgapublications.com

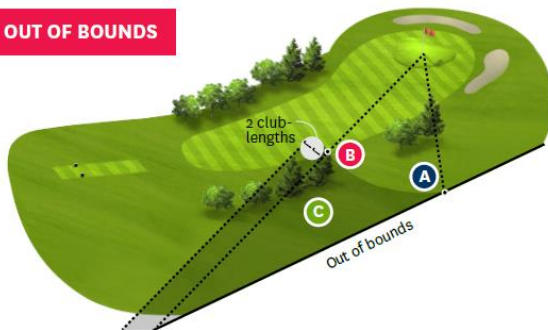


Model Local Rule: Stroke and Distance

A new Local Rule provides an alternative to stroke-and-distance relief for a ball that is lost outside a penalty area or out of bounds.

- The Local Rule **MUST** be stated on a Notice to Players or in some other way.
- The Local Rule may be adopted for the entire course or certain holes (Local Rule E-5)

BALL OUT OF BOUNDS



LOST BALL



If the Local Rule is in effect, you can still take stroke-and-distance relief, but you will now have the following additional option that comes with a penalty of two strokes:

A DETERMINE SPOT where your ball went out of bounds (left diagram) or is likely to be lost (right diagram).

B FIND NEAREST FAIRWAY EDGE no closer to the hole.

C DROP YOUR BALL IN SHADED AREA as defined on one side by a line from the hole through point A and on the other side by a line from the hole through point B, and not nearer the hole. The relief area is extended on both sides by two club-lengths.

This Local Rule is not intended for higher levels of play, such as professional or elite amateur level competitions.

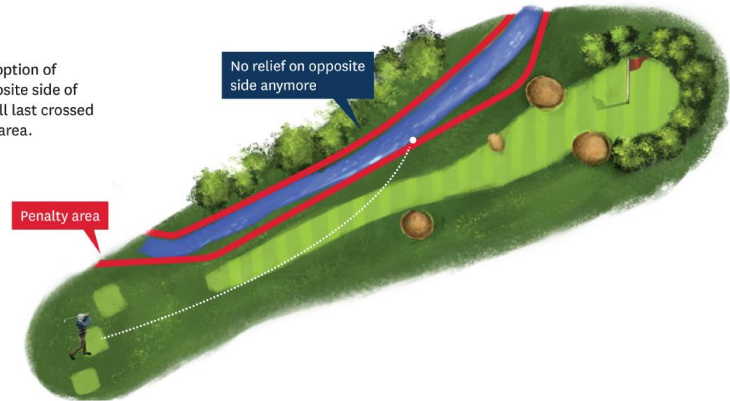
Model Local Rule: Opposite Margin

A Local Rule will allow for Opposite Side relief if a course feels it is practical.

- The Local Rule must be stated on a Notice to Players or in some other way.
- The Local Rule may be applied to certain penalty areas on the course.

2019 Rule

You no longer have the option of taking relief on the opposite side of the point where your ball last crossed the edge of the penalty area.



© 2019 R&A Rules Limited and the United States Golf Association. All rights reserved.

Model Local Rule: Distance-Measuring Device

2019 Rule

You will be permitted to use a distance-measuring device, unless a Local Rule has been adopted prohibiting its use.



A Local Rule will prohibit use of a distance-measuring device.

Without a Local Rule, DMD's will always be allowed.



© 2019 R&A Rules Limited and the United States Golf Association. All rights reserved.

Distance Measuring Devices



in association with
USGA

EFFECTIVE 2019

UNDERSTANDING THE RULES OF DMDs

Beginning on January 1, 2019, distance-measuring devices (DMDs) are allowed under the Rules of Golf. Take a look below to see what types of functions on your DMD are allowed under the Rules.

WHAT'S THE RULE?

Rule 4.3a allows the use of distance-measuring devices so long as the player does not access any information that is prohibited under this Rule (details below). The first breach of this Rule means the player gets a loss of hole penalty in match play or a two-stroke penalty in stroke play. A second breach of Rule 4.3 during the same round results in disqualification. NOTE: A golf course or the Committee in charge of a competition does have the option to prohibit the use of distance-measuring devices by Local Rule.

TYPES OF DEVICES

STAND-ALONE DEVICES

Common stand-alone devices include laser rangefinders, handhelds and watch-style GPS units.



Laser rangefinder



GPS watch



Handheld GPS unit

MULTI-FUNCTIONAL DEVICES

Common multi-functional devices include mobile phones and tablets.



Mobile phone



Tablet



PLAYER ACTIONS

A player may use a device that is capable of operating a prohibited function, provided these specific functions are not accessed by the player during the round. "Access" is interpreted to mean that the player has viewed or otherwise used the information generated by a prohibited function, or the player uses a device where such output is displayed.

WHAT CAN I ACCESS?



Distance between two points (actual)



Pre-published information (e.g., swing tips or advice on playing the hole)



Scorecard



Local weather information or alert for nearby lightning



Chart showing average club distances, obtained from prior rounds, for a wide range of clubs

WHAT CAN'T I ACCESS?



Displays of effective playing distances (e.g., slope-based and other plays-like distance information)



Club recommendation



Processed or analyzed club distances from current round



Gauged or measured variable environmental conditions, such as wind speed or altitude



Analysis or display of swing, set-up or other swing mechanics



USE ADDITIONAL CARE

If a device is readily viewable by the player (e.g., the player is wearing a multi-functional watch) and information is being displayed that, if accessed, would result in a breach of the Rules, the player is considered to have "used" the information generated by a prohibited function, even if the player has not actually viewed it.



© The United States Golf Association.
All rights reserved.



RULES OF GOLF – EFFECTIVE JANUARY 2019

Anchoring the Club — Understanding Rule 10.1b



WHAT CHANGES?

Rule 10-1b — prohibits strokes made with the club or a hand gripping the club held directly against the player's body or with a forearm held against the body to establish an anchor point that indirectly anchors the club.

WHAT THE RULE SAYS

In making a stroke, the player must not anchor the club, either:

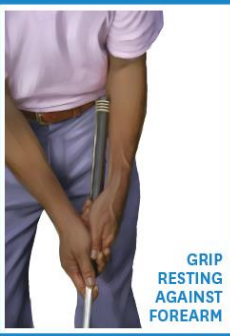


- Directly, by holding the club or a gripping hand against any part of the body (except that the player may hold the club or a gripping hand against a hand or forearm), or
- Indirectly, through use of an "anchor point," by holding a forearm against any part of the body to use a gripping hand as a stable point around which the other hand may swing the club.

If the player's club, gripping hand or forearm merely touches his or her body or clothing during the stroke, without being held against the body, there is no breach of this Rule.

For the purposes of this Rule, "forearm" means the part of the arm below the elbow joint and includes the wrist.

THIS IS NOT AN EQUIPMENT RULE — Conforming mid-length and long putters remain permissible provided they are not anchored.

PERMITTED



PROHIBITED



Penalty
Anchoring the club in making a stroke brings a two-stroke penalty in stroke play and loss of hole in match play (as with any other breach of Rule 10.1).

END OF CLUB ANCHORED AGAINST CHIN



CDGA Hard Card – Rules in play for all CDGA Championships & Qualifiers



in association with
USGA



Local Rules and Terms of the Competition For 2021 CDGA Championships



The Rules of Golf as approved by the United States Golf Association and The R&A govern play. These Local Rules and Terms of the Competition are in effect at all CDGA and State championships and qualifying rounds. See applicable championship or qualifying round Notice to Players and Entry Application for modifications or additions to these Local Rules and Terms of the Competition. Complete text of Rules and Local Rules may be found in the Official Guide to the Rules of Golf, effective January 2019. **Unless otherwise noted, the penalty for breach of a Local Rule is the general penalty.**

Local Rules

Out of Bounds – Defined by the line between the course-side points, at ground level, of white stakes and fence posts.

Penalty Areas – When a penalty area is defined on only one side, it extends to infinity. When a penalty area is connected to the out-of-bounds edge, the penalty area extends to and coincides with out of bounds.

Ground Under Repair – Defined by white lines. French drains are ground under repair. For grass-covered trenching, see Temporary Power Lines and Cables.

Ground under repair may include areas of unusual damage, including areas where spectators or other traffic has combined with wet conditions to affect materially the ground surface, but only when so declared by an authorized member of the Committee. When immediately adjacent to an immovable obstruction, such an area is part of the obstruction.

Relief from Seams of Cut Turf – Local Rule as prescribed in Section 8 of the Committee Procedures is in effect. Model Local Rule F-7.

Immovable Obstructions – Include plastic bumpers on roads and paths, and mats secured to the ground with spikes when the bumpers or mats cover cables.

White-Lined Areas Tying into Artificially Surfaced Roads and Paths – White-lined areas of ground under repair and the artificially surfaced roads, paths, or other identified obstructions that they are connected to are a single abnormal course condition.

Wood Chips and Mulch – Are loose impediments.

Integral Objects – Include cables, rods, wires and wrappings when closely attached to trees, unless otherwise provided for in the Notice to Players.

Footwear – Local Rule as prescribed in Section 8 of the Committee Procedures as well as the CDGA Tournament Policies is in effect. Model Local Rule G-7.

Code of Conduct – Local Rule as prescribed in the CDGA Tournament Policies is in effect. Model Local Rule 5H as permitted by Rule 1.2b.

Penalty Structure:

First Breach – Warning or Committee sanction

Second Breach – General Penalty

Third Breach or any serious misconduct – Disqualification

List of Conforming Driver Heads – Local Rule as prescribed in Section 8 of the Committee Procedures is in effect. Model Local Rule G-1.

Terms of the Competition

Alcohol, Marijuana, and Controlled Substance Policy – As noted in the CDGA Tournament Policies – During the round or any delay should a player or caddie consume, be under the influence of, or have in his/her possession any alcohol, marijuana or controlled substance, the player will be disqualified from that tournament. In the event the Committee determines serious misconduct has occurred, the player and/or caddie will also be suspended from all CDGA events for a minimum of 12 months. The player may appeal any such suspension to the CDGA Tournament Policy Committee.

Communication Devices – As noted in the CDGA Tournament Policies – During the round these devices carried by either a player or his/her caddie should be kept in silent mode. Use of these devices should be limited to emergencies or specifically-permitted golf purposes, such as checking leaderboards or requesting a ruling. Players will be subject to penalty if their usage of such a device distracts other players.

List of Conforming Golf Balls – Local Rule as prescribed in Section 8 of the Committee Procedures is in effect. Model Local Rule G-3.

Broken or Significantly Damaged Club – Local Rule as prescribed in the Clarifications to the 2019 Rules of Golf is in effect. Model Local Rule G-9.

Back-On-the-Line Relief – Local Rule as prescribed in the Clarifications to the 2019 Rules of Golf is in effect. Model Local Rule E-12.

Limiting When Stroke Made From Putting Green Must Be Replayed Under Exception 2 to Rule 11.1b – Local Rule as prescribed in the Clarifications to the 2019 Rules of Golf is in effect. Model Local Rule D-7.

Pace of Play – See separate memorandum to players for pace of play policy, when applicable.

Stopping and Resuming Play – Local Rule as prescribed in Section 8 of the Committee Procedures is in effect. Model Local Rule J-1.

All practice areas are closed during an immediate suspension for a dangerous situation until the Committee has declared them open. Players who practice on closed practice areas will be asked to stop practicing; failure to stop might result in disqualification.

An immediate suspension will be signaled by one prolonged airhorn note. All other types of suspension will be signaled by three consecutive airhorn notes. Resumption of play will be signaled by two short airhorn notes.

Practice – Prior to and after a round in stroke play, a player may practice on the designated practice areas. Rule 5.2b covering practice in stroke play is modified in this way: A player may not practice on the competition course before or between rounds. Penalty for breach of Local Rule, see Rule 5.2.

Prohibiting Use of Motorized Transportation – Local Rule as prescribed in Section 8 of the Committee Procedures is in effect at all stages of the CDGA Amateur Championship and Illinois State Amateur Championship (this includes qualifying). Model Local Rule G-6.

During a round players or caddies must not ride on any form of motorized transportation except as authorized or later approved by the Committee. Exception: Motorized transportation is permissible in all other CDGA/State run championships and qualifiers.

When competition is Final – The competition is final when the trophy has been presented to the winner or, in the absence of a prize ceremony, when all scores have been approved by the Committee

USGA Hard Card – Rules in play for all USGA Championships & Qualifiers



in association with
USGA



Local Rules and Terms of the Competition FOR 2021 USGA CHAMPIONSHIPS

The Rules of Golf as approved by the United States Golf Association and R&A Rules Limited govern play. These Local Rules and Terms of the Competition are in effect at all USGA championships and qualifying rounds. See applicable championship or qualifying round Notice to Players and Entry Application for modifications or additions to these Local Rules and Terms of the Competition. Complete text of the Rules and Local Rules may be found in the Official Guide to the Rules of Golf, effective January 2019.

Unless otherwise noted, the penalty for breach of a Local Rule is the general penalty.

Out of Bounds — Defined by the line between the course-side points of white stakes and fence posts at ground level.

Penalty Areas — When a penalty area is defined on only one side, it extends to infinity. When a penalty area is connected to the out-of-bounds edge, the penalty area extends to and coincides with out of bounds.

Ground Under Repair — Defined by white lines. French drains are ground under repair. For grass-covered trenching, see Temporary Power Lines and Cables.

Ground under repair may include areas of unusual damage, including areas where spectators or other traffic has combined with wet conditions to affect materially the ground surface, but only when so declared by an authorized member of the Committee. When immediately adjacent to an immovable obstruction, such an area is part of that obstruction.

Relief from Seams of Cut Turf — Local Rule as prescribed in Section 8 of the Committee Procedures is in effect. Model Local Rule F-7.

Immovable Obstructions — Include plastic bumpers on roads and paths, and mats secured to the ground with spikes when the bumpers or mats cover cables.

White-Lined Areas Tying Into Artificially Surfaced Roads and Paths — White-lined areas of ground under repair and the artificially surfaced roads, paths or other identified obstructions that they are connected to are a single abnormal course condition when taking relief under Rule 16.1.

Wood Chips and Mulch — Are loose impediments.

Integral Objects — Include cables, rods, wires and wrappings when closely attached to trees, and artificial walls and pilings when located in penalty areas or in or adjacent to bunkers, and bunker liners.

An exposed bunker liner may be treated as ground under repair, but interference does not exist if the liner interferes only with the player's stance.

Temporary Power Lines and Cables — Local Rule as prescribed in Section 8 of the Committee Procedures is in effect. Model Local Rule F-22.

Temporary Immovable Obstructions — Local Rule as prescribed in Section 8 of the Committee Procedures is in effect. Model Local Rule F-23.

List of Conforming Driver Heads — Local Rule as prescribed in Section 8 of the Committee Procedures is in effect. Model Local Rule G-1.

Groove and Punch Mark Specifications — Local Rule as prescribed in Section 8 of the Committee Procedures is in effect, except as modified by the applicable championship Entry Application. Model Local Rule G-2.

List of Conforming Golf Balls — Local Rule as prescribed in Section 8 of the Committee Procedures is in effect. Model Local Rule G-3.

One Ball Rule — Local Rule as prescribed in Section 8 of the Committee Procedures is in effect. Model Local Rule G-4.

Broken or Significantly Damaged Club — Local Rule as prescribed in the Clarifications to the 2019 Rules of Golf is in effect. Model Local Rule G-9.

Back-On-the-Line Relief — Local Rule as prescribed in the Clarifications to the 2019 Rules of Golf is in effect. Model Local Rule E-12.

Limiting When Stroke Made From Putting Green Must Be Replayed Under Exception 2 to Rule 11.1b — Local Rule as prescribed in the Clarifications to the 2019 Rules of Golf is in effect. Model Local Rule D-7.

Pace of Play — See separate memorandum to players for pace of play policy, when applicable.

Stopping and Resuming Play — Local Rule as prescribed in Section 8 of the Committee Procedures is in effect. Model Local Rule J-1.

All practice areas are closed during an immediate suspension for a dangerous situation until the Committee has declared them open. Players who practice on closed practice areas will be asked to stop practicing; failure to stop practicing might result in disqualification.

An immediate suspension will be signaled by one prolonged airhorn note. All other types of suspension will be signaled by three consecutive airhorn notes. Resumption of play will be signaled by two short airhorn notes.

Practice — Prior to and after a round in stroke play, a player may practice on the designated practice areas. Rule 5.2b covering practice in stroke play is modified in this way: A player may not practice on the competition course before or between rounds. Penalty for breach of Local Rule, see Rule 5.2.

Prohibiting Use of Motorized Transportation — Local Rule as prescribed in Section 8 of the Committee Procedures is in effect. Model Local Rule G-6.

When Competition Is Final — The competition is final when the trophy has been presented to the winner or, in the absence of a prize ceremony, when all scores have been approved by the Committee.