

Overview

- Penalty Areas (17)
- Stroke-and-Distance Relief; Ball Lost or Out of Bounds; Provisional Ball (18)
- Unplayable Ball (19)

Overview – Penalty Areas

- Definition of Penalty Area
- Options for Ball in Penalty Area (17.1)
- Options After Playing Ball from Penalty Area (17.2)
- No Relief Under Other Rules for Ball in Penalty Area (17.3)

Definition: Penalty Area

- An area from which relief with a one-stroke penalty is allowed if the player's ball comes to rest there.



Definition: Penalty Area

- Any body of water including:
 - ✓ Sea,
 - ✓ Lake,
 - ✓ Pond,
 - ✓ River,
 - ✓ Ditch,
 - ✓ Surface drainage ditch, or
 - ✓ Other open watercourse



Definition: Penalty Area

- Any other part of the course the Committee defines as a penalty area.

(A penalty area is one of the five defined areas of the course.)



Definition: Penalty Area

- Two types of penalty areas:
 - ✓ **Yellow** penalty areas – 2 relief options (Rules 17.1d(1) and (2))
 - ✓ **Red** penalty areas – 3 relief options (& Rule 17.1d(3))

*If the colour of a penalty area has not been marked or indicated by the Committee, it is treated as a **red** penalty area.



Definition: Penalty Area

- The edge of a penalty area extends both up above the ground and down below the ground:
 - ✓ This means that all ground and anything else (such as any natural or artificial object) inside the edge is part of the penalty area, whether on, above or below the surface of the ground

Definition: Penalty Area

- The edge of a penalty area should be defined by stakes, lines or physical features:
 - ✓ Stakes: When defined by stakes, the edge of the penalty area is defined by the line between the outside points of the stakes at ground level, and the stakes are inside the penalty area.
 - ✓ Lines: When defined by a painted line on the ground, the edge of the penalty area is the outside edge of the line, and the line itself is in the penalty area.
 - ✓ Physical Features: When defined by physical features (such as a beach or desert area or a retaining wall), the Committee should say how the edge of the penalty area is defined.

Definition: Penalty Area

- When the edge of a body of water is not defined by the Committee, the edge of that penalty area is defined by its natural boundaries (that is, where the ground slopes down to form the depression that can hold the water).
- If an open watercourse usually does not contain water (such as a drainage ditch or run-off area that is dry except during a rainy season), the Committee may define that area as part of the general area (which means it is not a penalty area).

Options for Ball in Penalty Area

- When Ball Is In Penalty Area (17.1a)
 - ✓ When any part of the ball:
 - Lies in or touches the ground or anything else inside penalty area
 - Is above the edge or any other part of penalty area
- Player May Play Ball as It Lies or Take Penalty Relief (17.1b)
 - ✓ The player may either:
 - Play the ball as it lies without penalty, under the same Rules that apply to a ball in the general area
 - Play a ball from outside the penalty area by taking relief

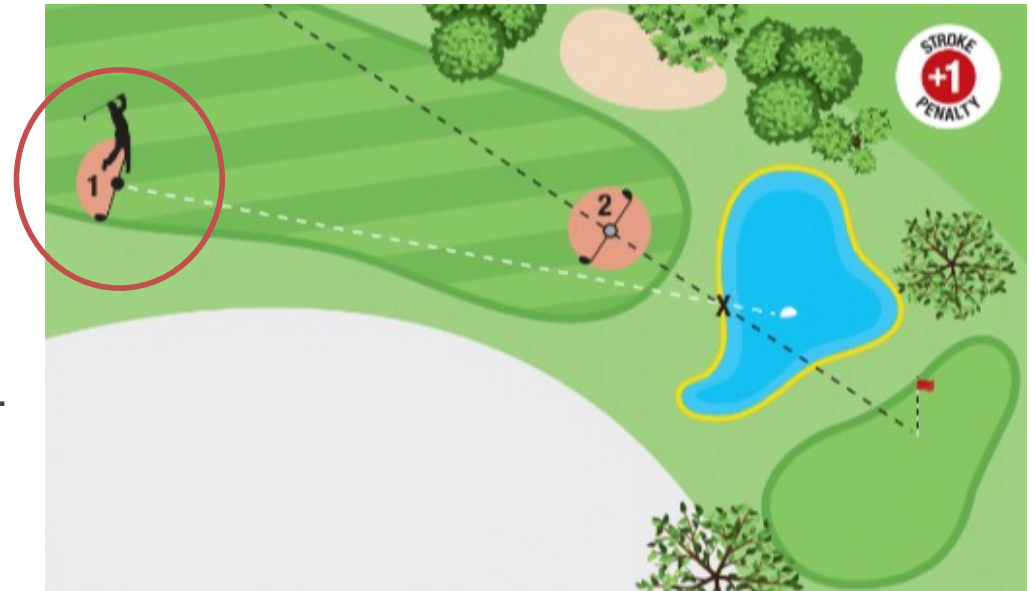
Options for Ball in Penalty Area

- Relief for Ball Not Found but in Penalty Area (17.1c)
 - ✓ If a player's ball has not been found and it is known or virtually certain that the ball came to rest in a penalty area:
 - The player may take penalty relief under Rule 17.1d or 17.2
 - Once the player puts another ball in play, the original ball is no longer in play and must not be played.

Relief for Ball in Penalty Area (17.1d)

1) Stroke-and-Distance Relief

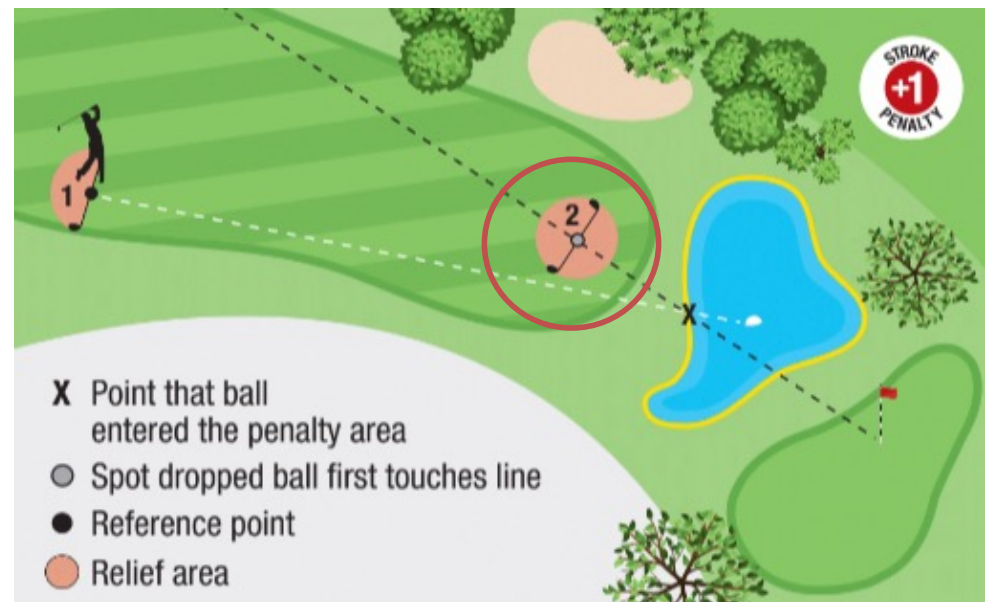
- Player may play from where the previous stroke was made (Rule 14.6).



Relief for Ball in Penalty Area (17.1d)

2) Back-On-the-Line Relief

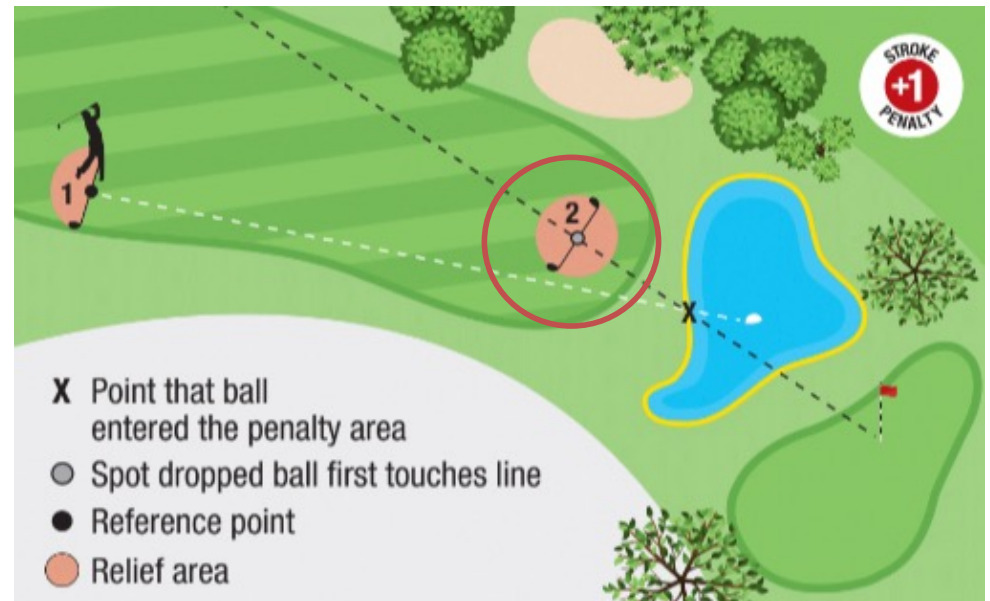
- Player must drop on the line going straight back from the hole through the estimated point where the original ball last crossed the edge of the penalty area.



Relief for Ball in Penalty Area (17.1d)

2) Back-On-the-Line Relief

- **Relief Area:**
 - ✓ One club-length,
 - ✓ In any direction
 - ✓ Any area of course except same penalty area

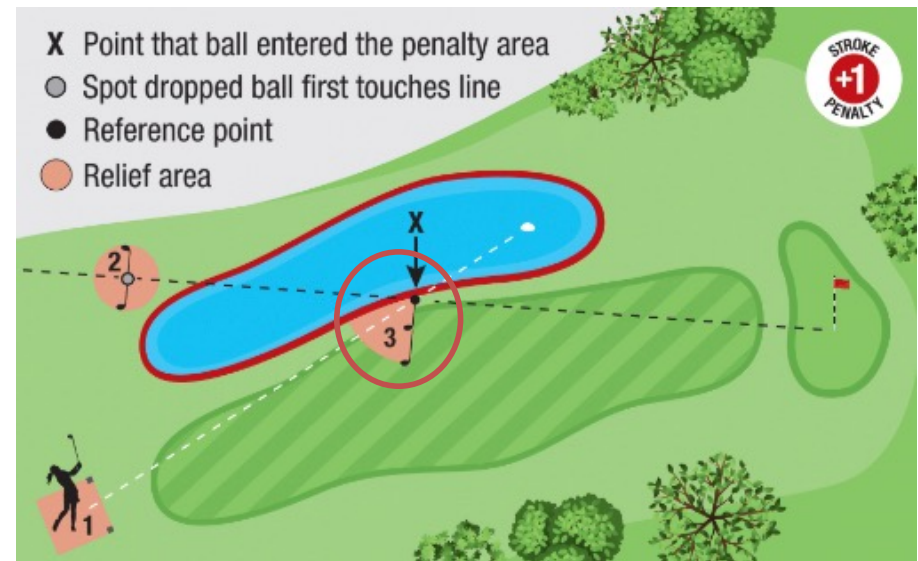


Relief for Ball in Penalty Area (17.1d)

3) Lateral Relief (**Red** Only)

- **Relief Area:**

- ✓ Two club-lengths,
- ✓ Not nearer hole than reference point, and
- ✓ Any area of course except same penalty area

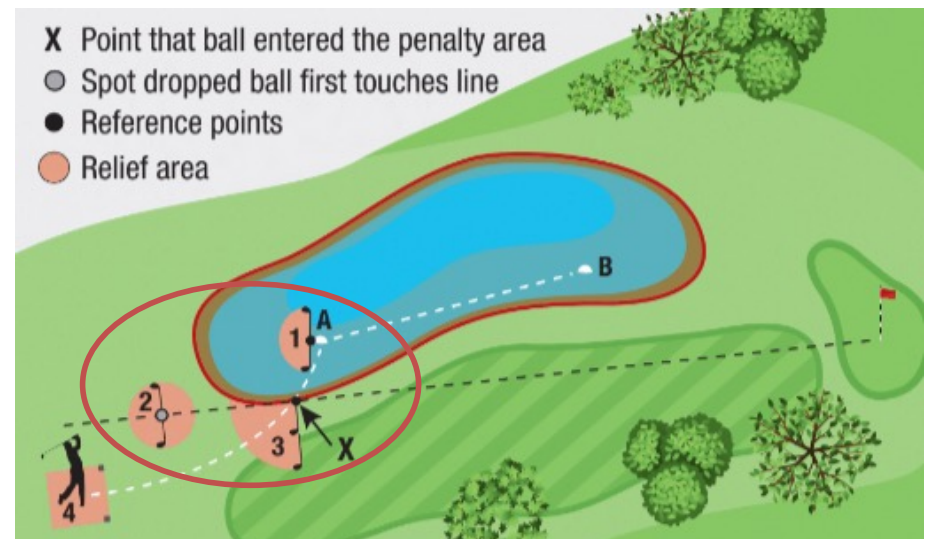


Questions

- Definition of Penalty Area
- Options for Ball in Penalty Area (17.1)

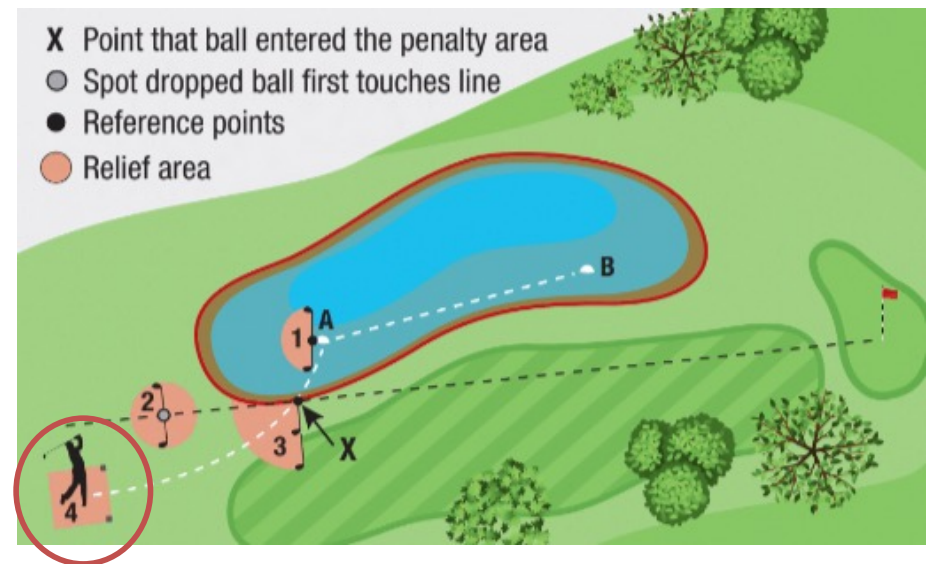
Ball Played from Penalty Area Comes to Rest in Same or Another Penalty Area

- Normal Relief Options
 - ✓ Stroke-and-distance
 - ✓ Back-on-the-line
 - ✓ Lateral relief (**red** penalty area)
- Estimated point is where the original ball last crossed the edge of penalty area



Ball Played from Penalty Area Comes to Rest in Same or Another Penalty Area

- Extra Relief Option
 - ✓ Player may play a ball from where he or she made the last stroke from **outside** a penalty area



Ball Played from Penalty Area Is Lost, Out of Bounds or Unplayable Outside Penalty Area

- If a player takes stroke-and-distance relief by dropping a ball in the penalty area (see Rule 14.6) and then decides not to play the dropped ball from where it comes to rest:
 - ✓ The player may take further relief outside the penalty area under Rule 17.1d(2) or (3) (for a red penalty area) or under Rule 17.2a(2).
 - ✓ If the player does so, he or she gets one more penalty stroke, for a total of two penalty strokes: one stroke for taking stroke-and-distance relief, and one stroke for taking relief outside the penalty area

*The player may directly take such relief outside the penalty area without first dropping a ball in the penalty area, but still gets a total of two penalty strokes.

No Relief Under Other Rules

- When a player's ball is in a penalty area, there is no relief for:
 - ✓ Interference by an abnormal course condition (16.1)
 - ✓ An embedded ball (rule 16.3)
 - ✓ An unplayable ball (Rule 19)



Questions

- Options After Playing Ball from Penalty Area (17.2)
- No Relief Under Other Rules for Ball in Penalty Area (17.3)

Overview – Stroke and Distance; Ball Lost or Out of Bounds; Provisional Ball

- Definition of Lost and Out of Bounds
- Relief Under Penalty of Stroke and Distance Allowed at Any Time (Rule 18.1)
- Ball Lost or Out of Bounds: Stroke-and-Distance Relief Must Be Taken (18.2)
- Provisional Ball (18.3)

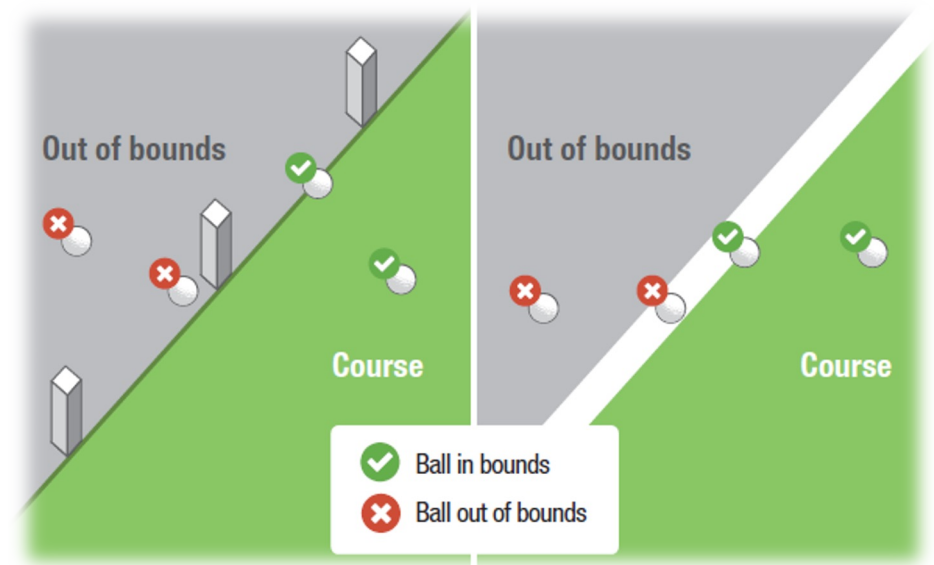
Definition: Lost

- Player (or the player's partner or partner's caddie) has **three minutes** to search for ball
- If the search begins and is then temporarily interrupted for a good reason, the time between the interruption and when the search resumes does not count



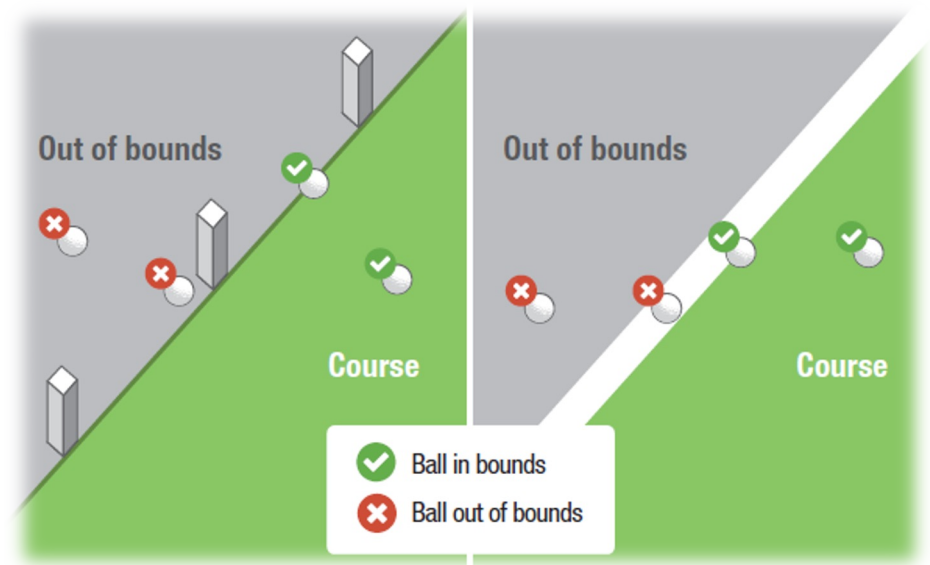
Definition: Out of Bounds

- All areas outside the boundary edge of the course as defined by the Committee. All areas inside that edge are in bounds.
- The boundary edge of the course extends both up above the ground and down below the ground.



Definition: Out of Bounds

- When defined by stakes or a fence, the boundary edge is defined by the line between the course-side points of the stakes or fence posts at ground level, and those stakes or fence posts are out of bounds.
- When defined by a painted line on the ground, the boundary edge is the course-side edge of the line, and the line itself is out of bounds.



Relief Under Penalty of Stroke and Distance Allowed at Any Time

- **At any time**, a player may take stroke-and-distance relief by adding one penalty stroke and playing the original ball or another ball from where the previous stroke was made.



Ball Lost or Out of Bounds: Stroke-and-Distance Relief Must Be Taken

- Lost Ball
 - ✓ If a ball is found within 3 minutes but it is uncertain whether it is the player's ball:
 - The player must promptly attempt to identify the ball (see Rule 7.2) and is allowed a reasonable time to do so (1 minute), even if that happens after the three minute search time has ended.
- Ball Out of Bounds
 - ✓ A ball at rest is out of bounds only when all of it is outside the boundary edge of the course

Ball Lost or Out of Bounds: Stroke-and-Distance Relief Must Be Taken

- If a ball is lost or out of bounds, the player **must** take stroke-and-distance relief
- Exception:
 - ✓ Player may substitute another ball under other Rule when it is known or virtually certain what happened to the ball (ex: came to rest in penalty area, moved by outside influence, etc.)

Questions

- Relief Under Penalty of Stroke and Distance Allowed at Any Time (Rule 18.1)
- Ball Lost or Out of Bounds: Stroke-and-Distance Relief Must Be Taken (18.2)

When Provisional Ball Is Allowed

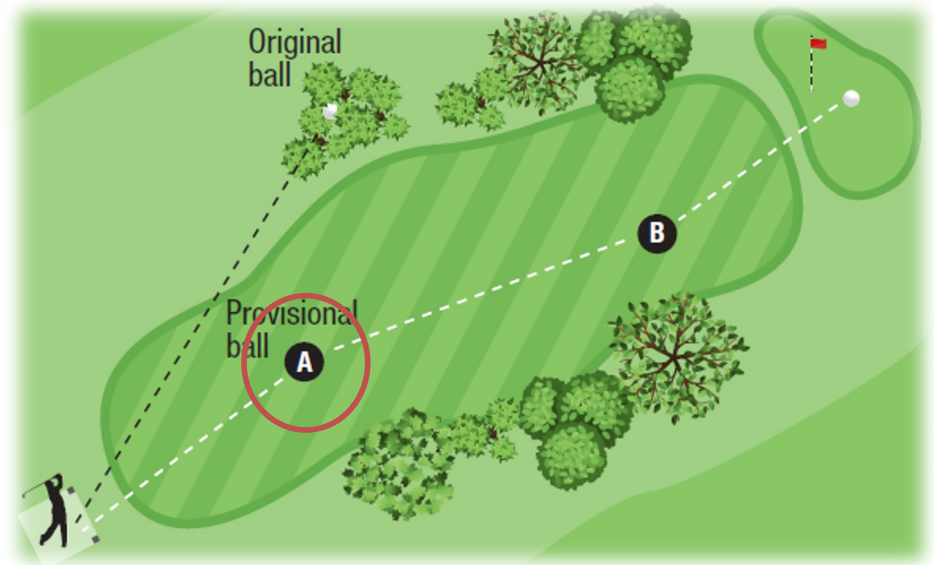
- If a ball may be lost outside a penalty area or be out of bounds, to save time the player may play another ball provisionally under penalty of stroke and distance

Announcing Play of Provisional Ball

- Player must announce that he or she is going to play a provisional ball:
 - ✓ Player **must** use the word “provisional” or clearly indicate that he or she is playing a ball provisionally under Rule 18.3.

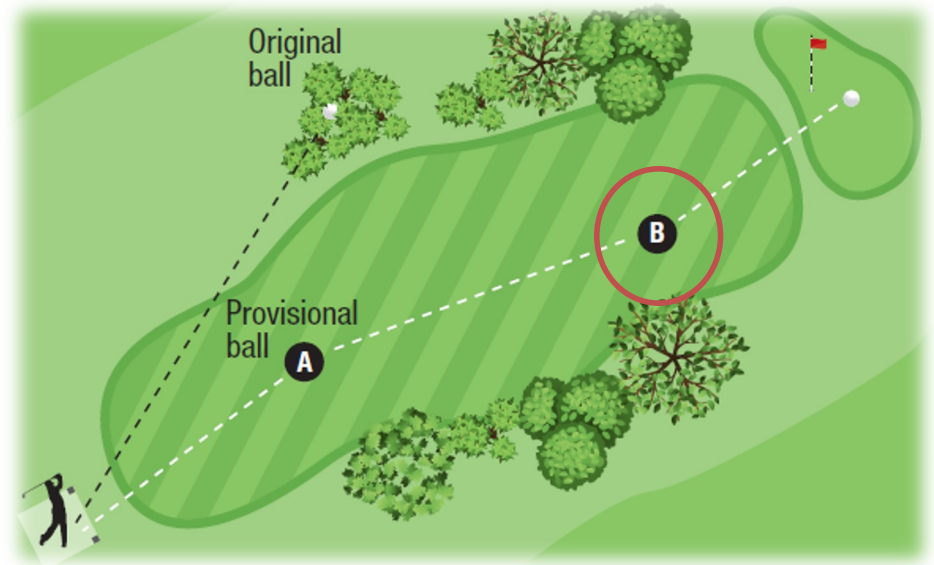
Playing Provisional Ball Until It Becomes the Ball In Play or Is Abandoned

- Playing Provisional Ball More Than Once
 - ✓ Player may continue to play provisional ball so long as it is played from a spot the same distance or farther from the hole than where the original is estimated to be.



Playing Provisional Ball Until It Becomes the Ball In Play or Is Abandoned


- When Provisional Ball Becomes Ball In Play:
 - ✓ When original ball is lost anywhere on course except penalty area or is out of bounds
 - ✓ When provisional ball is played from spot nearer hole than original ball is estimated to be



2023 Rules of Golf – Free Relief

Questions

- Provisional Ball (18.3)



Overview – Unplayable Ball

- Player May Decide to Take Unplayable Ball Relief Anywhere Except Penalty Area (19.1)
- Relief Options for Unplayable Ball in General Area or on Putting Green (19.2)
- Relief Options for Unplayable all in Bunker (19.3)

Player May Decide to Take Unplayable Ball Relief Anywhere Except Penalty Area

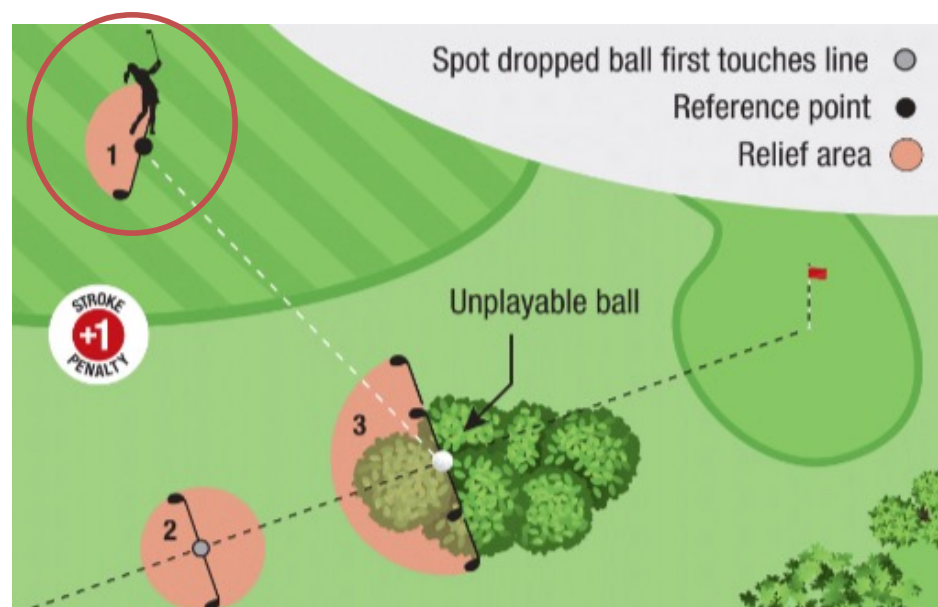
- Player is the **only** person who may decide to treat his or her ball as unplayable
- Unplayable ball relief is allowed anywhere on the course, except in a penalty area.



Relief Options: General Area or Putting Green

19.2a) Stroke-and-Distance Relief

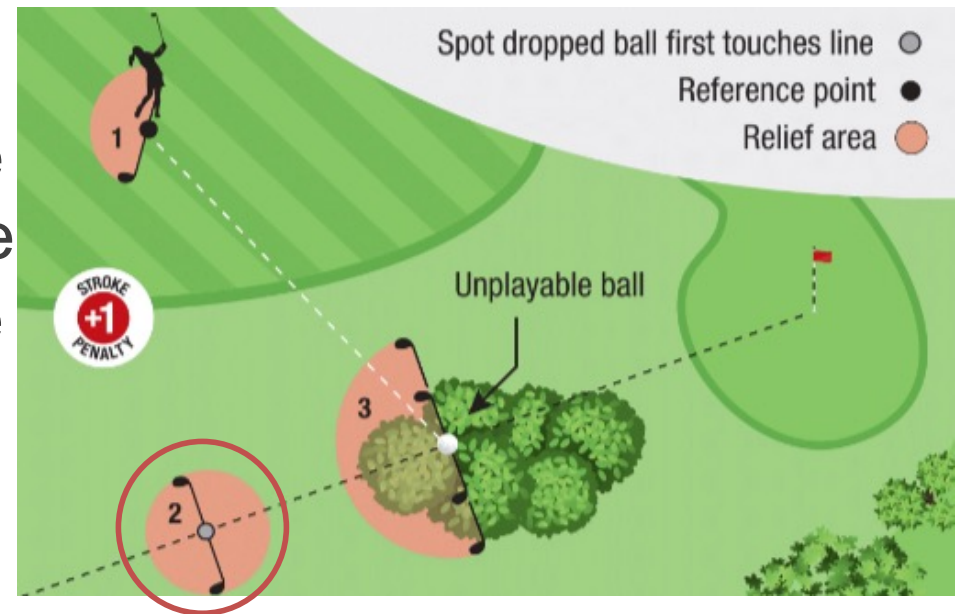
- Player may play from where the previous stroke was made (Rule 14.6).



Relief Options: General Area or Putting Green

19.2b) Back-On-the-Line Relief

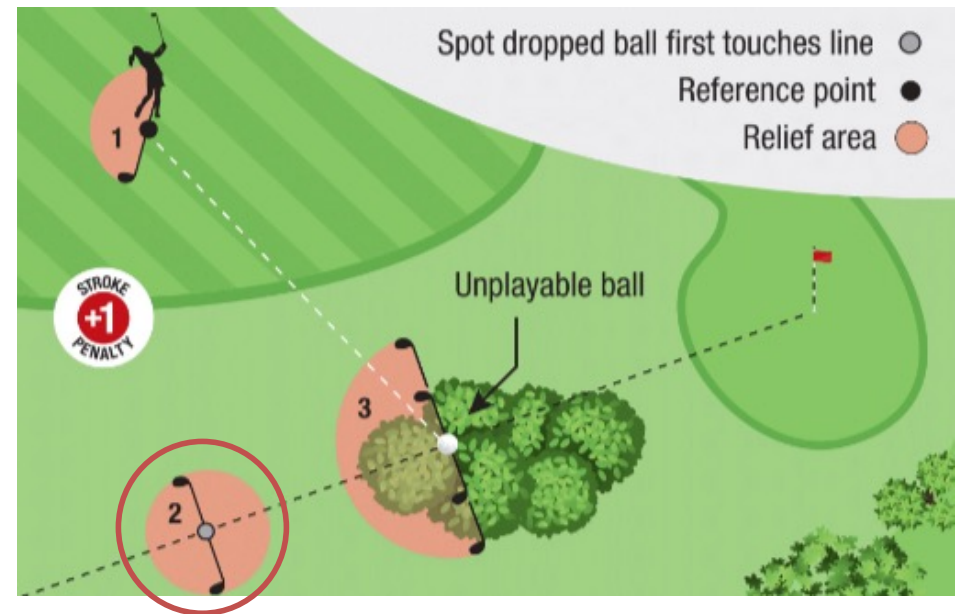
- Player may drop on the line going straight back from the hole through the spot of the original ball



Relief Options: General Area or Putting Green

19.2b) Back-On-the-Line Relief

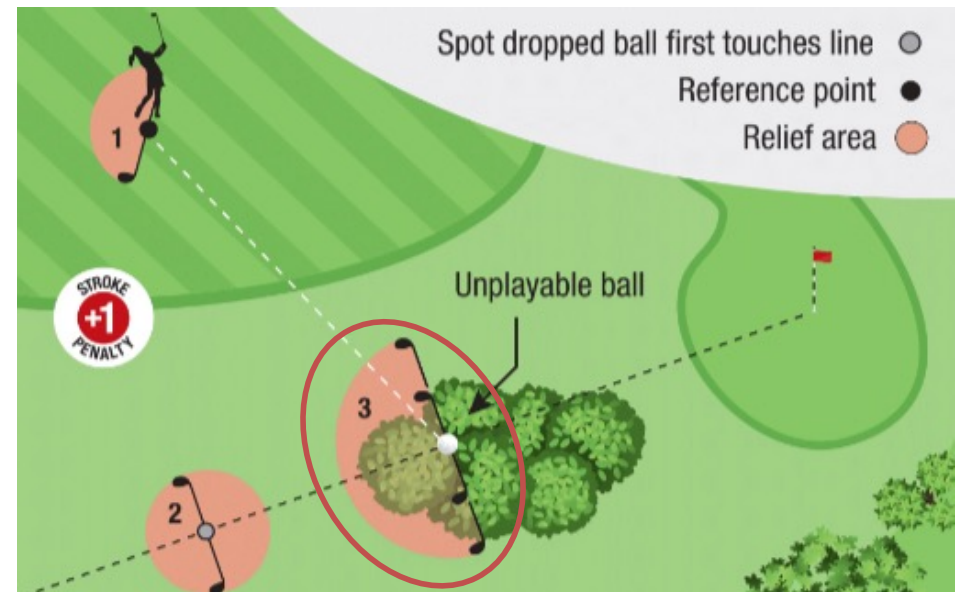
- **Relief Area:**
 - ✓ One club-length,
 - ✓ In any direction
 - ✓ Any area of course



Relief Options: General Area or Putting Green

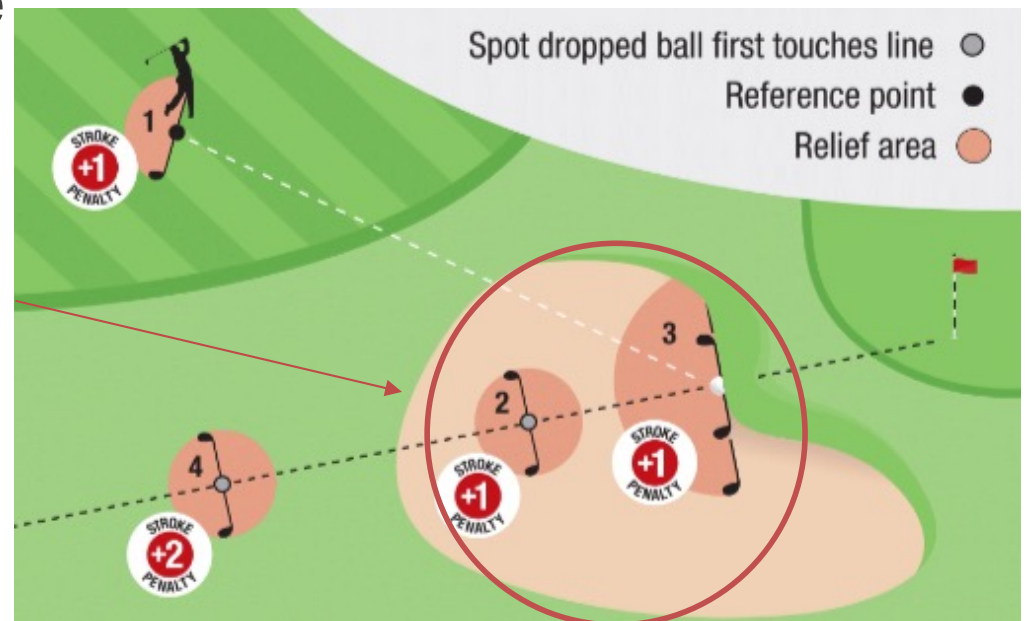
19.2c) Lateral Relief

- **Reference Point:**
 - ✓ Spot of the original ball
- **Relief Area:**
 - ✓ Two club-lengths,
 - ✓ Not nearer hole than reference point, and
 - ✓ Any area of course



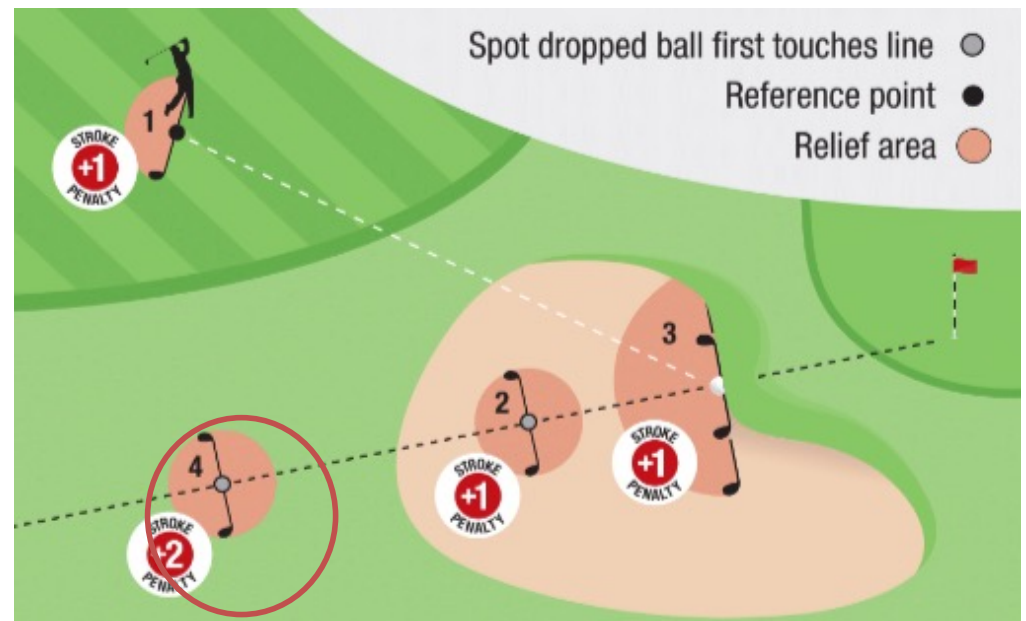
Relief Options: Bunker

- Same relief options in Rule 19.2, **except**:
 - ✓ If player takes **back-on-the-line** or **lateral** relief, the ball must be dropped in and come to rest in a relief area **in the bunker**



Relief Options: Bunker

- Extra relief option
 - ✓ For a total of **TWO** penalty strokes, the player may take **back-on-the-line** relief **outside** the bunker



Questions

- Player May Decide to Take Unplayable Ball Relief Anywhere Except Penalty Area (19.1)
- Relief Options for Unplayable Ball in General Area or on Putting Green (19.2)
- Relief Options for Unplayable all in Bunker (19.3)